

1 Mounting samples on a cold plate

ACTIVE POWER CYCLING TEST

LIFE TIME CHARACTERIZATION OF POWER MODULE TECHNOLOGIES

Fields of research and service

- Design and assembly of power modules for testing (silver sintering, soldering, wire bonding)
- Generation of lifetime data
- Statistical analysis and interpretation of measured life time data
- Life time modelling for die attach technologies and power modules
- Long time experience on power cycling tests and analyzing of failure mechanisms
- Consultancy on test planning, failure modes and result interpretation

Special features

- 5 independent test benches available
- Up to 20 devices within one test run
- On-line measurement and control system for each device under test (indirect measurement principle)
- Thermal impedance Z_{th} measurement during each cycle and of all samples
- Individual setting of gate-voltage for every device under test
- Automatic end-of-life-detection
- Heating current from 0.1 A up to 2000 A
- Heating voltage up to 35 V
- Heating and cooling power up to 20 kW
- Coolant temperatures from -60... +350 °C possible

Fraunhofer IISB


Schottkystrasse 10
91058 Erlangen
Germany

Contact:

Andreas Schletz
Phone: +49 9131 761 187
andreas.schletz@iisb.fraunhofer.de

www.iisb.fraunhofer.de





Description of test principle

- Active temperature cycling is an accelerated life time test for power electronic devices
- Reliability characterization of new packaging concepts, materials, devices and technologies
- The device is heated up via DC-current by semiconductor power losses
- After heating the samples are cooled down by the heat sink coolant

Devices for testing

- IGBTs, MOSFETs, JFETs, thyristors
- Resistors
- Schottky-diodes, pn-diodes
- Si, SiC and GaN devices

Packaging for testing


- Power modules with or without baseplate
- PCB-Boards with discrettes (To-devices, D²Paks, etc.)
- In-house test layouts and samples

Coolant strategies


- Liquid and air cooling
- Coolant temperatures from -60... +350 °C possible
- Coolant pressure up to 8 bar possible
- Various coolants possible
- Interaction of power cycling with temperature or pressure swings in coolant possible

Test procedures

- Constant heating current (application near)
- Constant temperature swing (academic by adjusting the gate voltage)
- Constant heating power



3



4



5

- 2 Power modules
- 3 In-house test layout
- 4 Discrete on PCB
- 5 Heat sink for 10 power modules